


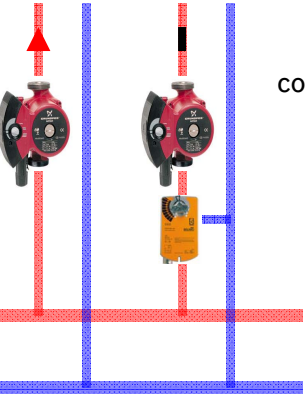
Pre-wired connections
are found in the tray
under the boiler. Plug in
the EMS and power
connections.



1	2	E	N	L
EMS		NETZ		

E	N	L	E	N	L	L	N	E
NETZ		NETZ		AS 230v				

1	2	3	2	1	3	1	2	1'	2
AS 24v			U			EMS		EMS	

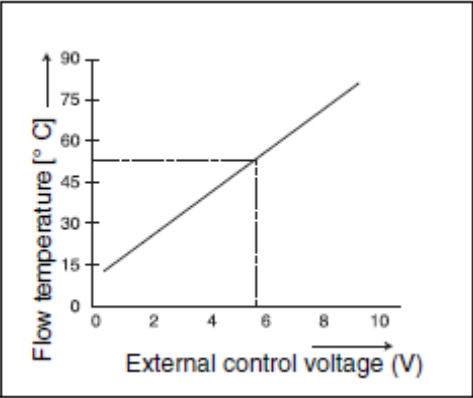


Heating circuits
controlled from BMS

BMS Alarm 230 volt

BMS alarm signal volt free (NO)

BMS 0-10 volt dc enable



Buderus

Drawing No EM10-1-0-0-0

Revision date 8/2010

Single boiler controlled via EM10 with 0-10vdc demand from BMS